



Model No.	W*D	Capacity
TS.6842.911	600*800	42U

Model No.	W*D	Capacity
TS.6842.910	600*800	42U

Standard:

- Comply with ANSI/EIA RS-310-D、IEC297-2、DIN41494;PART1、DIN41494;PART7, ETSI standard ;

Feature:

- Exquisite design with precise dimension and craftsmanship ;
- Toughened glass door with popular gray color, vented front door border and rear door ;
- Adjustable feet and heavy duty castors are available simultaneously ;
- Cable entry on the top cover and bottom panel with adjustable sizes ;
- Optional installation of plinth to enable cabinets fixation, under-base cable entry/ventilation;
- Efficient and reliable cabinet connection by buying kit ;
- Removable side panels to ease maintain ;
- Around 1/3 assembled original volume when flat pack.

Material:

- SPCC cold rolled steel ;
Thickness: mounting profile 2.0mm, mounting angle 1.5mm, others 1.2mm

Surface finish:

- Degreasing, pickling, phosphoric, powder coated

Degree of Protection:

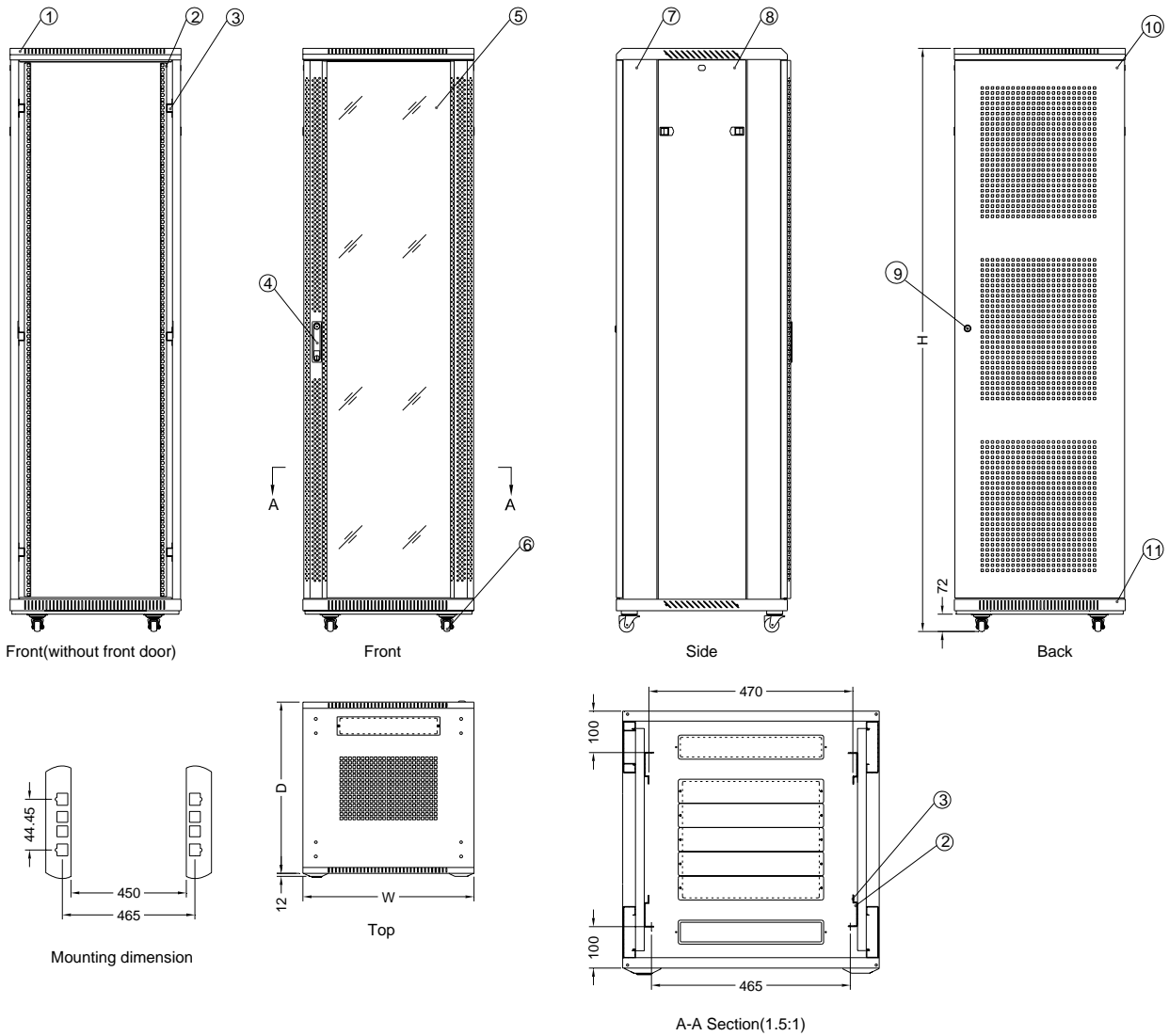
- IP20

Loading capacity:

- Static loading: 800KGS

Width 600mm TS Server Cabinets

Main Dimension

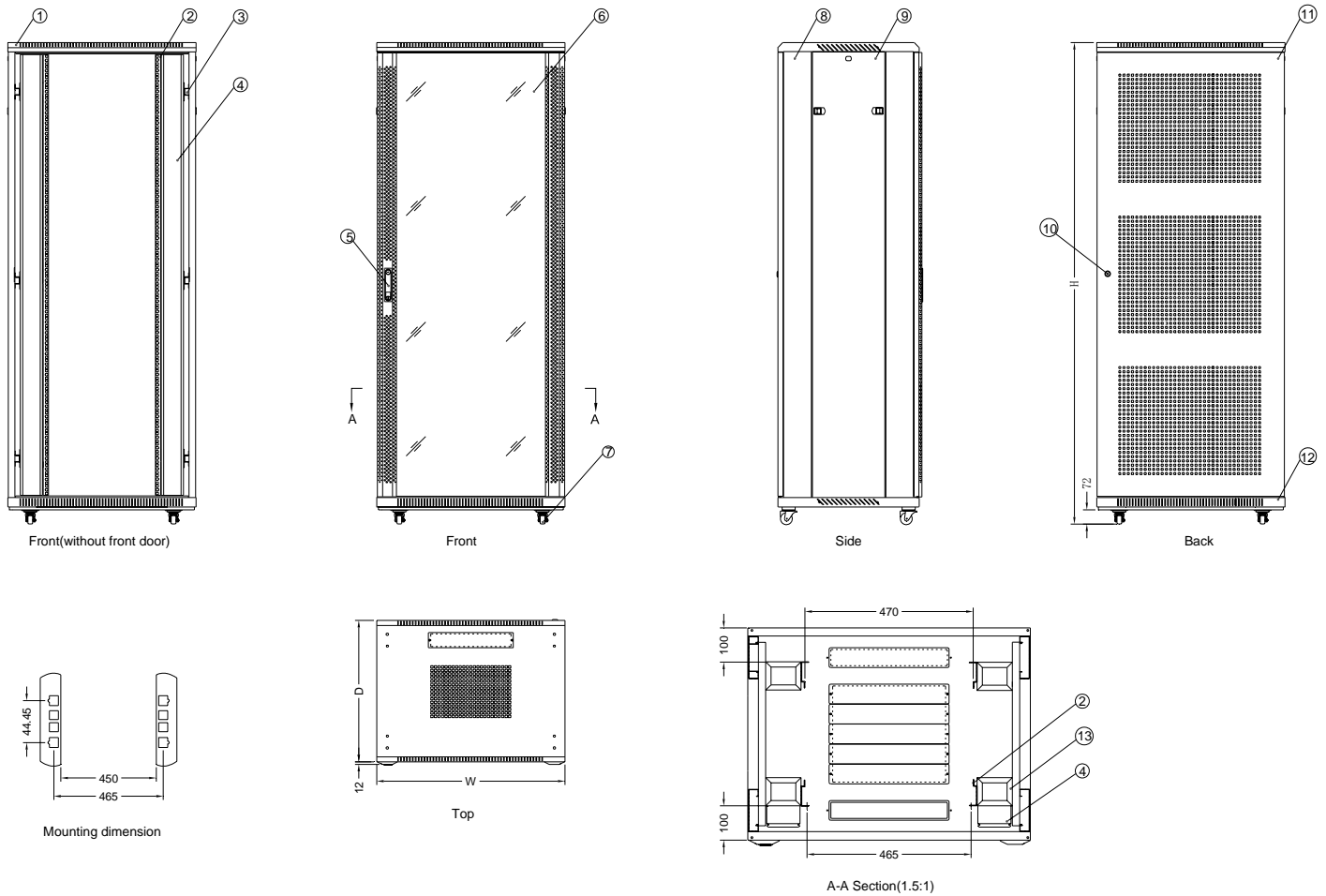


Main parts :

S/N	Specification	Quantity	Unit	Material	Surface finish	Remark
1	Top cover	1	Piece	SPCC cold rolled steel t1.2	Powder coated	---
2	Mounting profile	4	Piece	SPCC cold rolled steel t2.0	Powder coated	---
3	Mounting angle	6	Piece	SPCC cold rolled steel t1.5	Powder coated	4pcs for lower 32U
4	Spring lock	1	Piece	---	Black	With 2 keys
5	Toughened glass front door	1	Piece	Toughened glass/ t1.2 SPCC	Powder coated	Round vented border
6	2" heavy duty castor	4	Piece	---	---	---
7	Frame	2	Piece	SPCC cold rolled steel t1.2	Powder coated	---
8	Side panel	2	Piece	SPCC cold rolled steel t1.2	Powder coated	---
9	Small round Lock	1	Piece	---	Nickel coated	With 2 keys
10	Square-hole rear door	1	Piece	SPCC cold rolled steel t1.2	Powder coated	Square vent
11	Bottom panel	1	Piece	SPCC cold rolled steel t1.2	Powder coated	---
12	M6 B-head screw	20	Piece	Steel	Color zinc	40 pcs for over 32U
13	M6 square nut	20	Piece	Steel	Color zinc	40 pcs for over 32U
14	Allen wrench	1	Piece	Steel	Black	---
15	M12 adjustable feet	4	Piece	---	---	---

Width 800mm TS Server Cabinets

Main Dimension:






Main parts :


S/N	Specification	Quantity	Unit	Material	Surface Finish	Remark
1	Top cover	1	Piece	SPCC cold rolled steel t1.2	Powder coated	---
2	Mounting profile	4	Piece	SPCC cold rolled steel t2.0	Powder coated	---
3	Mounting angle	6	Piece	SPCC cold rolled steel t1.5	Powder coated	4pcs for lower 32U
4	Cable management slot	2	Piece	SPCC cold rolled steel t0.8	Powder coated	---
5	Spring lock	1	Piece	---	Black	With 2 keys
6	Toughened glass front door doordoor	1	Piece	Toughened glass/ t1.2 SPCC	Powder coated	Round vented border
7	2" heavy duty castor	4	Piece	---	---	---
8	Frame	2	Piece	SPCC cold rolled steel t1.2	Powder coated	---
9	Side panel	2	Piece	SPCC cold rolled steel t1.2	Powder coatd	---
10	Small round lock	1	Piece	---	Nickel coated	With 2 keys
11	Square-hole rear door	1	Piece	SPCC cold rolled steel t1.2	Powder coated	Square hole
12	Bottom panel	1	Piece	SPCC cold rolled steel t1.2	Powder coated	---
13	Spacer	12	Piece	SPCC cold rolled steel t2.0	Powder coated	8pcs for lower 32U
14	M6 B-head screw	20	Piece	Steel	Color Zinc	40pcs for over 32U
15	M6 square nut	20	Piece	Steel	Color Zinc	40pcs for over 32U
16	Allen wrench	1	Piece	Steel	Black	---
17	M12 adjustable Feet	4	Piece	---	---	---

Specification:

Model No.	Capacity (U)	Width (mm)	Depth (mm)	Height (mm)	Packing Dimension W*D*H	Volume (CBM)
TS.6618. ■■■	18	600	600	988	670*670*1028	0.4615
TS.6818. ■■■			800		670*870*1028	0.5992
TS.6918. ■■■			900		670*970*1028	0.6681
TS.6A18. ■■■			960		670*1030*1028	0.7094
TS.6622. ■■■	22	600	600	1166	670*670*1196	0.5369
TS.6822. ■■■			800		670*870*1196	0.6971
TS.6922. ■■■			900		670*970*1196	0.7774
TS.6A22. ■■■			960		670*1030*1196	0.8254
TS.6627. ■■■	27	600	600	1388	670*670*1418	0.6460
TS.6827. ■■■			800		670*870*1418	0.8266
TS.6927. ■■■			900		670*970*1418	0.9216
TS.6A27. ■■■			960		670*1030*1418	0.9786
TS.6632. ■■■	32	600	600	1610	670*670*1640	0.7362
TS.6832. ■■■			800		670*870*1640	0.9560
TS.6932. ■■■			900		670*970*1640	1.0658
TS.6A32. ■■■			960		670*1030*1640	1.1318
TS.6637. ■■■	37	600	600	1833	670*670*1863	0.8363
TS.6837. ■■■			800		670*870*1863	1.0859
TS.6937. ■■■			900		670*970*1863	1.2108
TS.6A37. ■■■			960		670*1030*1863	1.2857
TS.6642. ■■■	42	600	600	2055	670*670*2085	0.9360
TS.6842. ■■■			800		670*870*2085	1.2153
TS.6942. ■■■			900		670*970*2085	1.3550
TS.6A42. ■■■			960		670*1030*2085	1.4389
TS.8642. ■■■		800	600		870*670*2085	1.2513
TS.8842. ■■■			800		870*870*2085	1.5781
TS.8942. ■■■			900		870*970*2085	1.7595
TS.8A42. ■■■			960		870*1030*2085	1.8684
TS.6647. ■■■	47	600	600	2277	670*670*2307	1.0356
TS.6847. ■■■			800		670*870*2307	1.3448
TS.6947. ■■■			900		670*970*2307	1.4993
TS.6A47. ■■■			960		670*1030*2307	1.5921

Definition of ornament strip color :

TS.■■■■. 7■■	TS.■■■■. 8■■	TS.■■■■. 9■■
Red	Gem blue	Light blue
		





Ornament strip

Definition of body color :

■■,■■■■,■■0	■■,■■■■,■■1
RAL7044	RAL9004

Color :

RAL9004	RAL7044
	

*Limitations of Liability: This information is based on our current level of our knowledge. It is given in a good faith but it is not intended to guarantee any particular properties. The users must satisfy themselves that there are no circumstances requiring additional information or precautions or the verification of the details given herein.